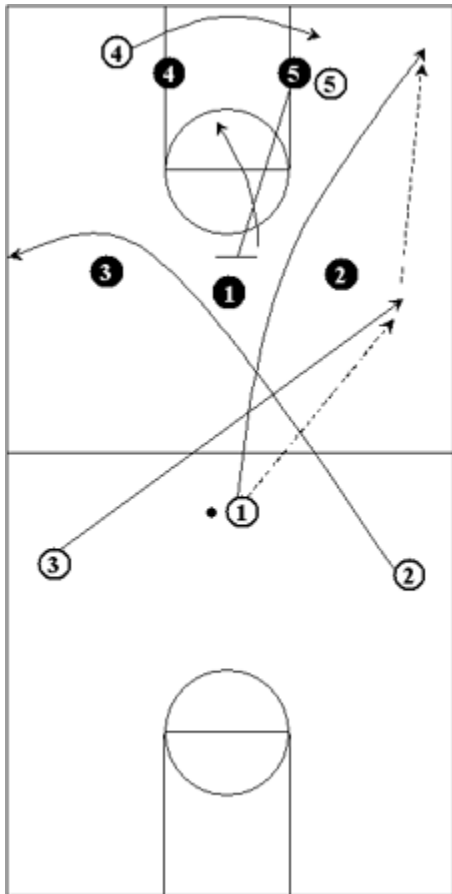


Attacking 3-2 Zone Defense



Attacking 3-2 Zone Offense

Step One

Players 2 and 3 cross opposite wings to distract the top defenders.

Player 1 hits 2 at wing then cuts to the ballside corner.

Player 3 passes to 1.

Player 1 should be wide open for the shot.

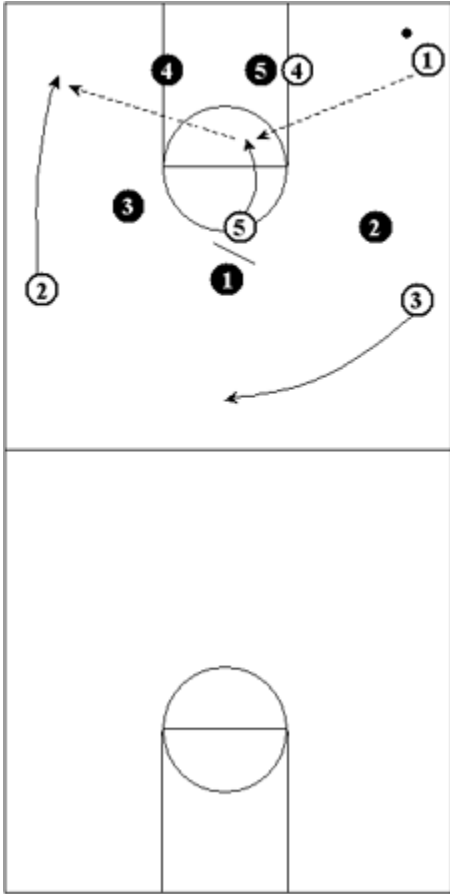
Player 5 back screens against X1.

Player 4 cuts to the ballside block for a possible pass from 1.

If 4 gets the pass, he then looks for 5 cutting to the hoop.

Note: Player 5 back screens against X1 him from dropping into the middle of the zone.

Attacking 3-2 Zone Defense



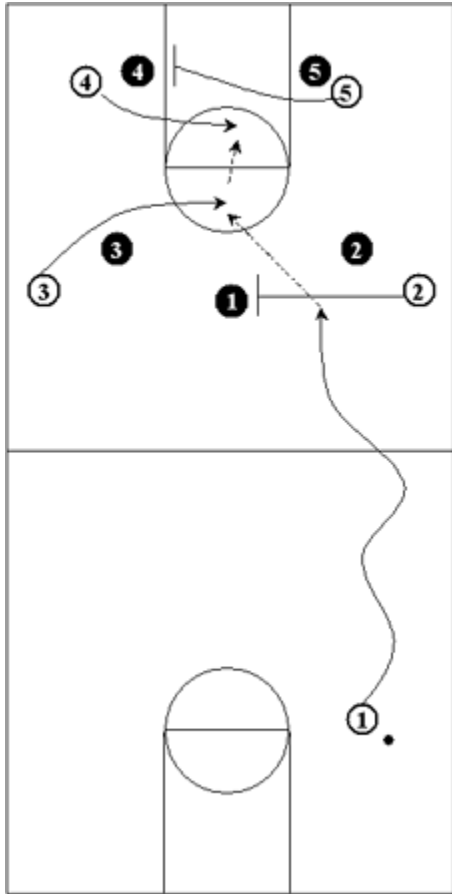
Attacking 3-2 Zone Offense Step Two Continued

Player 1 looks for 5 on the roll.

Player 5 will shot or skips pass to 2 at corner for a shot.

If player 2 gets the ball, then 5 cuts to the ballside block.

Attacking 3-2 Zone Defense



Attacking 3-2 Zone Offense

Quick Shot

Player 1 advances the ball up the right side.

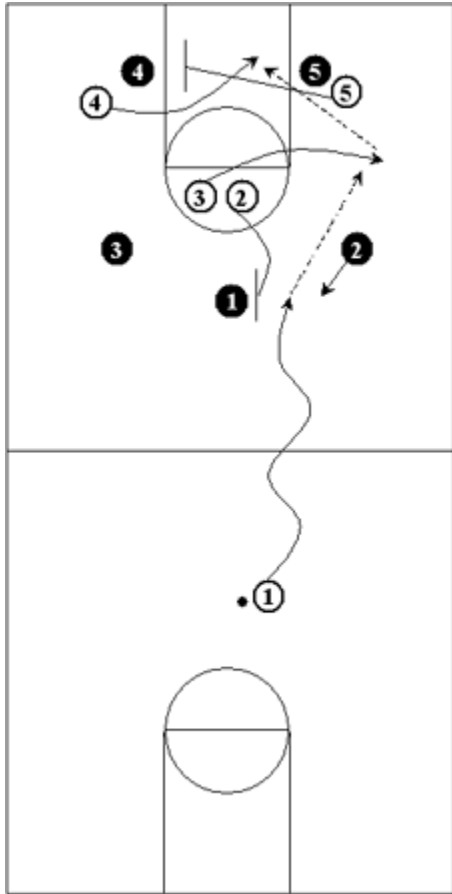
Player 2 screens against X1.

Player 3 cuts behind the defense to get the pass from 1.

Player 5 cross-screens against X4.

Player 4 gets in the lane to receive the pass from 3 for a shot.

Attacking 3-2 Zone Defense



Attacking 3-2 Zone Offense

Quick Shot

Place players 2 and 3 on the free throw line.

Player 1 brings the ball up.

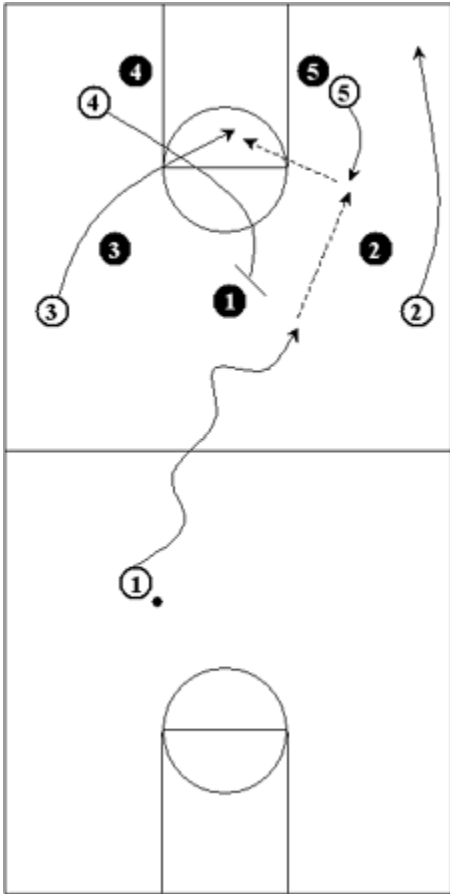
Player 2 side screens against X1 and 3 breaks to the right wing.

Player 1 hits 3.

Player 5 cross-screens against X4.

Player 3 passes to 4 in the lane for a shot.

Attacking 3-2 Zone Defense



Attacking 3-2 Zone Offense

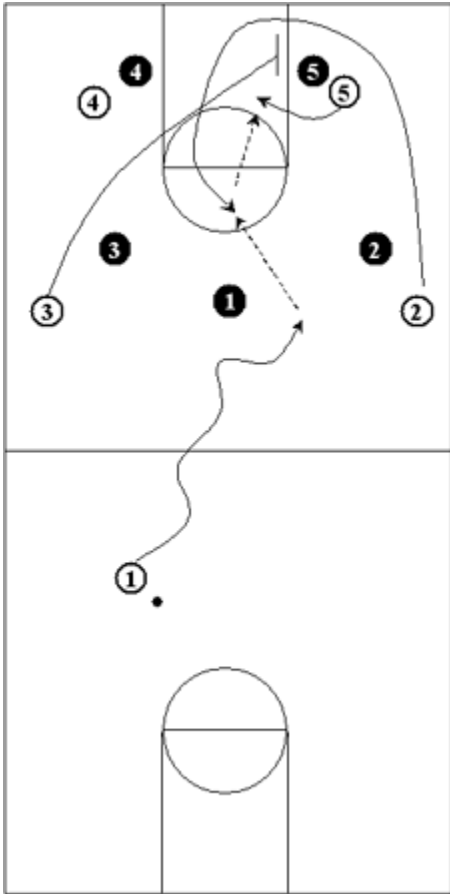
Quick Shot

Player 4 comes up to screen against X1.

Player 1 looks for 5, who pops out to get the ball from 1.

Player 3 cuts into the lane to receive the pass from 5 for a shot.

Attacking 3-2 Zone Defense



Attacking 3-2 Zone Offense

Quick Shot

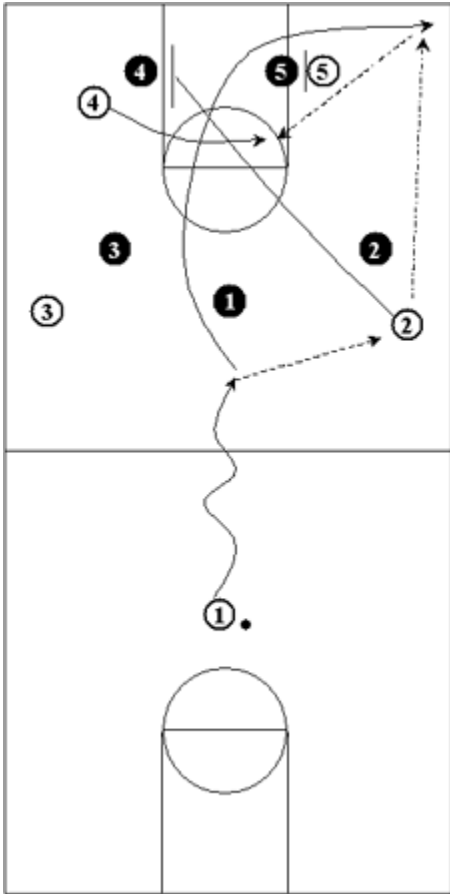
Fantastic play.

Player 2 loops around the back defenders to receive the pass from 1 at free throw line.

Player 3 screens for 5.

Player 5 steps into the lane to get the pass from 1 for a hook shot.

Attacking 3-2 Zone Defense



Attacking 3-2 Zone Offense

Quick Shot

Player 1 passes to 2 then cuts to ball side corner.

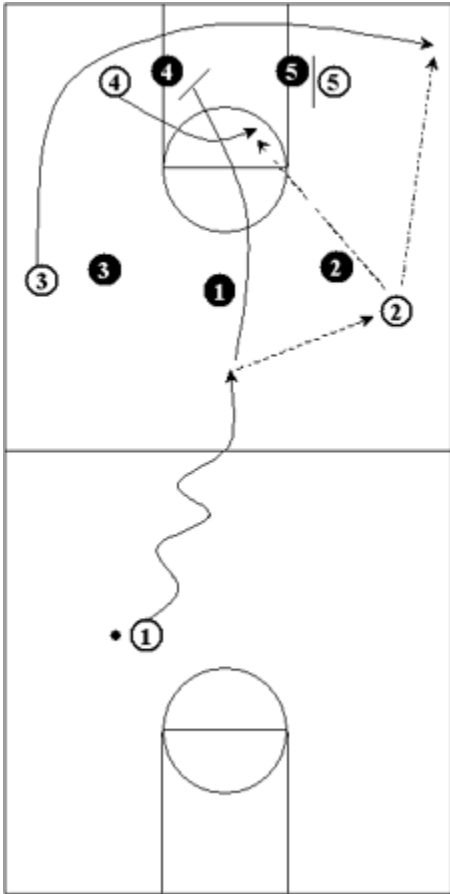
Player 5 seals his defender.

Player 1 should be wide open for the shot.

Player 2 cuts into the lane to screen for 4.

Player 4 flashes to the lane to receive the pass from 1 for a shot.

Attacking 3-2 Zone Defense



Attacking 3-2 Zone Offense

Quick Shots

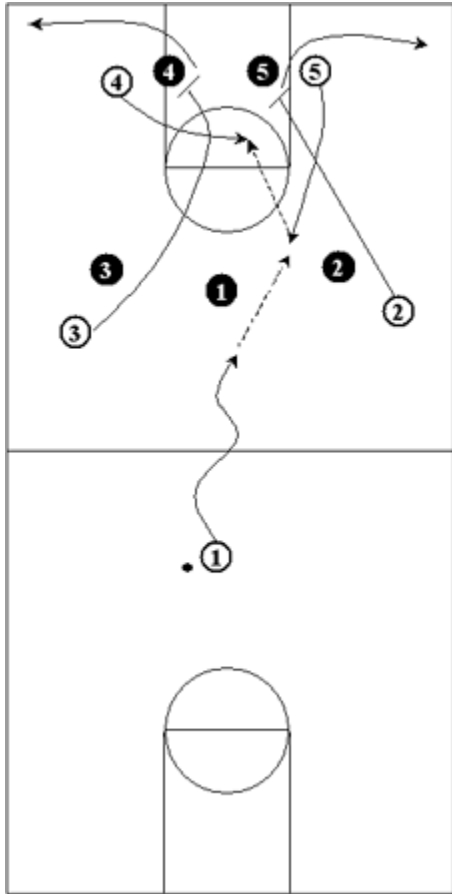
Player 1 pushes the ball up the court and passes to 2 then down screens against 4's defender.

While player 3 cuts opposite corner for a shot.

Player 5 seals his defender.

Player 3 should be wide open for a shot.

Attacking 3-2 Zone Defense



Attacking 3-2 Zone Offense

Quick Shots

Player 2 down screens for 5.

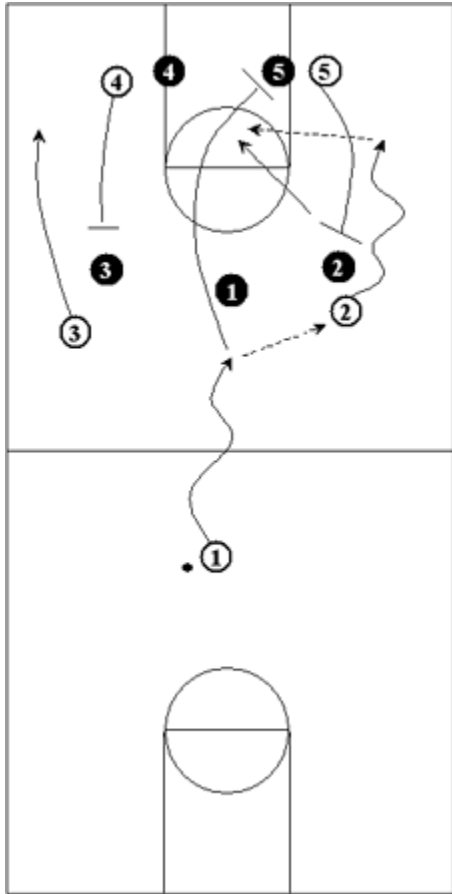
Player 5 comes up to the high post to receive the pass from 1.

Player 3 down screens for 4.

Player 4 cuts into the lane to receive the pass from 5 for a shot.

Remember: After screening, players 2 and 3 should pop out to the corners.

Attacking 3-2 Zone Defense



Attacking 3-2 Zone Offense

Quick Shots

Player 1 passes to 2.

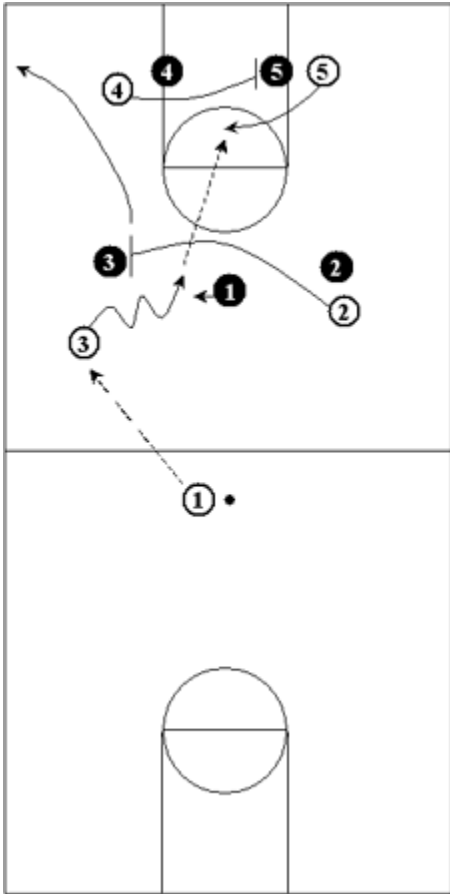
Player 5 comes up to ball screen for 2, "Pick and Roll"

Player 1 cuts to the low post to seal X5.

As the screen and roll takes place, player 4 back screens X3.

Player 2 hits 5 on the roll and 5 goes to the hoop or looks for 3 at corner for a shot.

Attacking 3-2 Zone Defense



Attacking 3-2 Zone Offense

Quick Shots

Player 2 crosses over to screen X3 then rolls to the corner.

Player 3 drives between the gap (X3 and X1) looking for 5 inside the lane who receives a screen by 4.

Remember: Player 3 has the option to swing to 2 in the corner for a shot.